


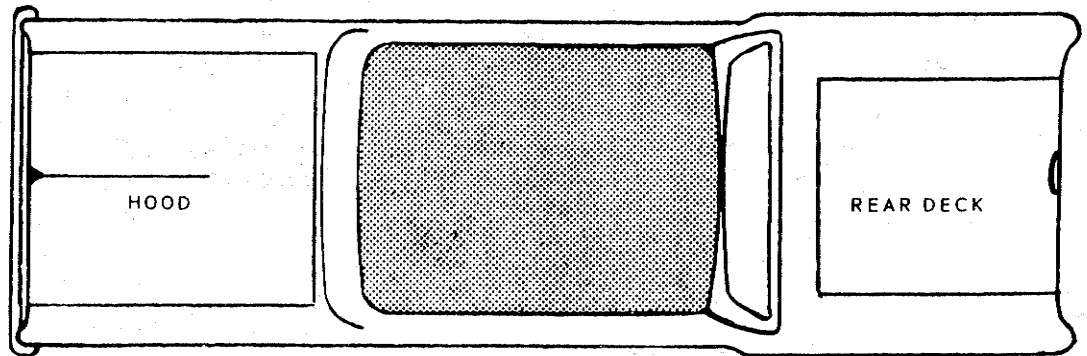
CONTRACTOR OR CARRIER		AGENT		CERTIFICATE NO.	
OWNER'S GRADE OR RATING AND NAME				CONTRACT OR GBL NO.	
ORIGIN LOADING ADDRESS		CITY	STATE		GOVT. SERVICE ORDER NO.
DESTINATION				VAN NUMBER	
MAKE	YEAR	BODY STYLE	COLOR	SERIAL NUMBER	

IT IS THE SHIPPER'S RESPONSIBILITY TO MAKE SURE THAT COOLING SYSTEM IS PROTECTED FROM FREEZING. CARRIER CANNOT BE RESPONSIBLE FOR DAMAGE DUE TO FREEZING.




SAFETY FIRST - PREVENT FIRES BY DISCONNECTING BATTERY CABLE

LEGEND:	
A	Scratched
B	Dented
C	Bent
D	Caved
E	Crushed
F	Broken
G	Loose
H	Paint
I	Cracked
J	Scraped
K	Marred
L	Rubbed
M	Nicked
N	Pitted
O	Faded



OTHER ITEMS ARE NOT TO BE LOADED INSIDE, ON TOP OF, OR UNDERNEATH THE AUTO

SEE REVERSE SIDE FOR EXAMPLE OF RECORDING ENTRIES



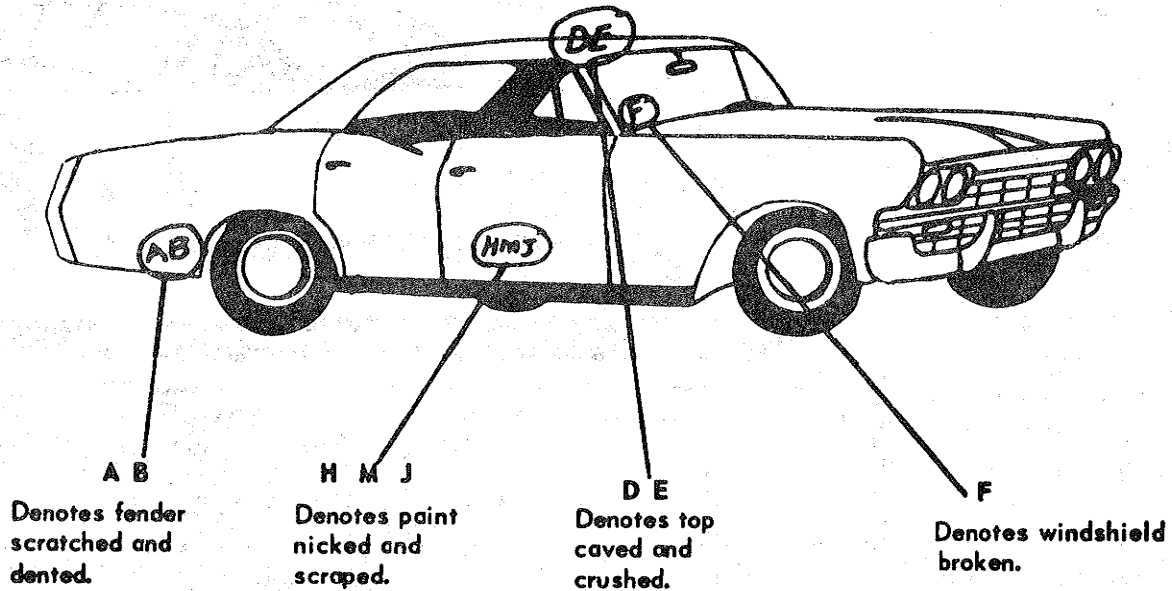
ENTER SPECIAL REMARKS AND COMMENTS DENOTING CONDITION OF MOTOR VEHICLE INTERIOR IN DETAIL IN REMARKS SECTION.

ITEM NO.	REMARKS / EXCEPTIONS

"We have checked the items listed and acknowledge that this is the state of the goods received."

AT ORIGIN	Contractor, Carrier or Authorized Agent (Driver)	Date	AT DESTINATION	Contractor, Carrier or Authorized Agent (Driver)	Date
	Signature			Signature	
	Owner or Authorized Agent	Date		Owner or Authorized Agent	Date
	Signature			Signature	

EXAMPLE OF RECORDING ENTRIES:



PROCEDURE:

To record condition of motor vehicle, encircle damaged area, then insert proper legend within confines of circle to denote type of damage.

TO PROVIDE MAXIMUM SAFETY IN TRANSPORTATION OF A MOTOR VEHICLE IT IS A GOOD PRACTICE TO:

- Disconnect battery cable –
- Set emergency brake –
- Secure vehicle – properly –
- Chock wheels –
- Other items are not to be loaded inside, on top of,
or underneath the auto
- Do not deflate tires –
- Place burlap under auto to catch oil and grease
drippings –